

Shenzhen Stock Exchange Market Bulletin

November 01, 2024 (Issue 34)



Market Summary

Listed Companies (No.)	2,845
- Main Board	1,486
- ChiNext Market	1,359
Funds (No.)	720
Bonds (No.)	15,247
Market Cap. (US\$ bn)	4,591.34
- Main Board	2,877.77
- ChiNext Market	1,713.57
Average Turnover Ratio	2.11
Average P/E Ratio	23.66
No. of IPO (YTD)	38

Most Active Stocks

1. East Money Information Co., Ltd.(300059)
2. Jiangsu Hoperun Software Co., Ltd.(300339)
3. Shijiazhuang Changshan Beiming Technology Co., Ltd(000158)

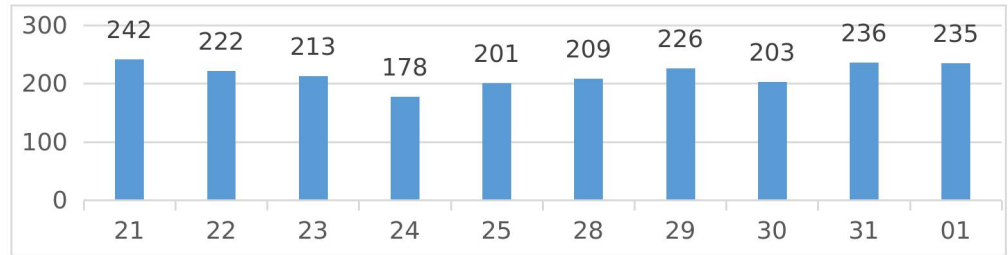
Top Gainers

1. Shenzhen Q&D Circuits Co., Ltd.(301628)
2. Doushen(Beijing) Education &Technology Inc.(300010)
3. Guangdong Green Precision Components Co., Ltd.(300968)

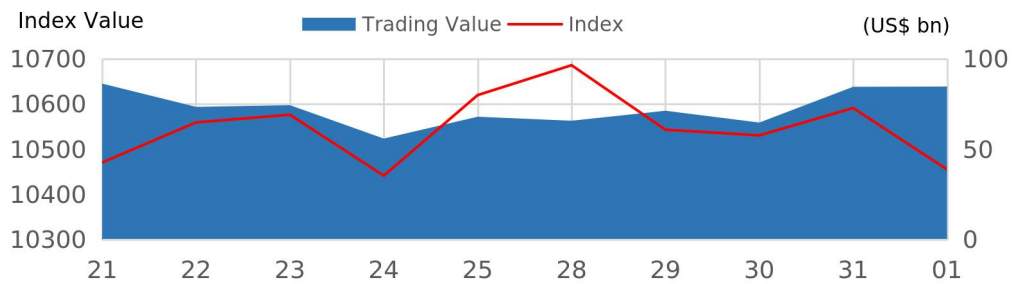
Top Decliners

1. Alnera Aluminium Co., Ltd.(301613)
2. Sichuan 6912 Communication Technology Co.,Ltd.(301592)
3. Beijing Interact Technology Co.,Ltd.(300419)

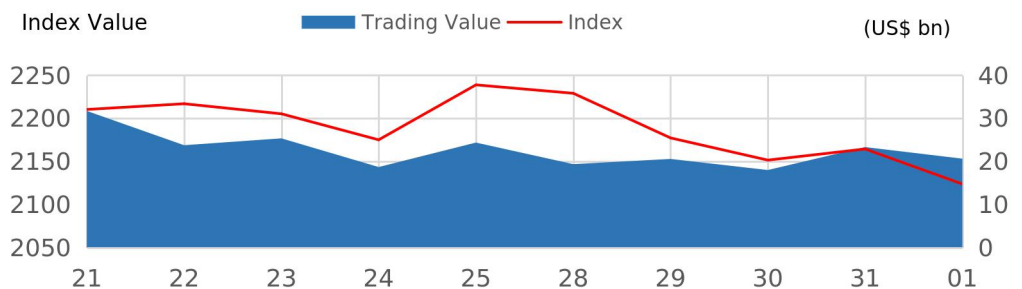
Daily Trading Value (US\$ bn) (October 21-November 01)



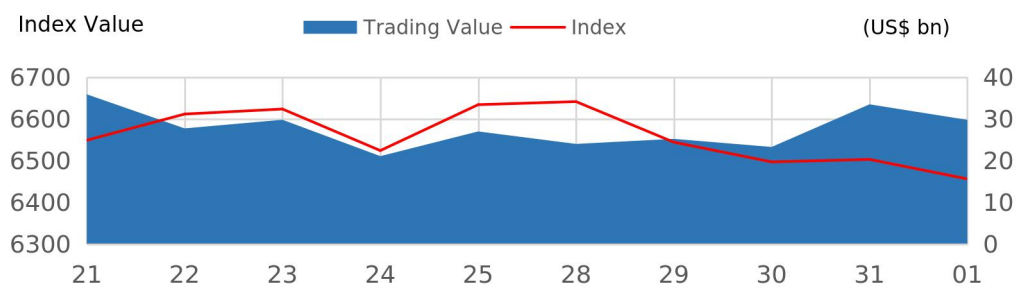
SZSE Component Index (October 21-November 01)



ChiNext Index (October 21-November 01)



SZSE 100 Index (October 21-November 01)



New Listings

Q and D Circuits (301628)

Shenzhen Q and D Circuits Co., Ltd. principally engages in the research, development, production and sale of PCB.