

Shenzhen Stock Exchange Market Bulletin

January 24, 2025 (Issue 4)



Market Summary

Listed Companies (No.)	2,857
- Main Board	1,488
- ChiNext Market	1,369
Funds (No.)	744
Bonds (No.)	15,720
Market Cap. (US\$ bn)	4,569.25
- Main Board	2,813.59
- ChiNext Market	1,755.66
Average Turnover Ratio	2.66
Average P/E Ratio	23.93
No. of IPO (YTD)	5

Most Active Stocks

1. East Money Information Co., Ltd. (300059)
2. ZTE Corporation (000063)
3. Zhongji Innolight Co., Ltd. (300308)

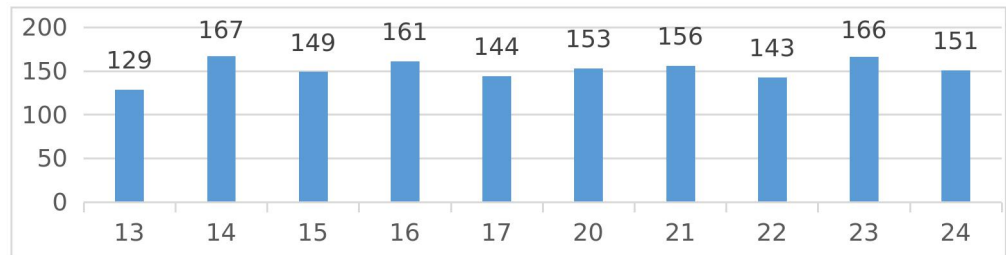
Top Gainers

1. Shantou Institute of Ultrasonic Instrument Co., Ltd. (301602)
2. Fuling Technology Co., Ltd. (001356)
3. Tangshan Jidong Equipment Engineering Co., Ltd. (000856)

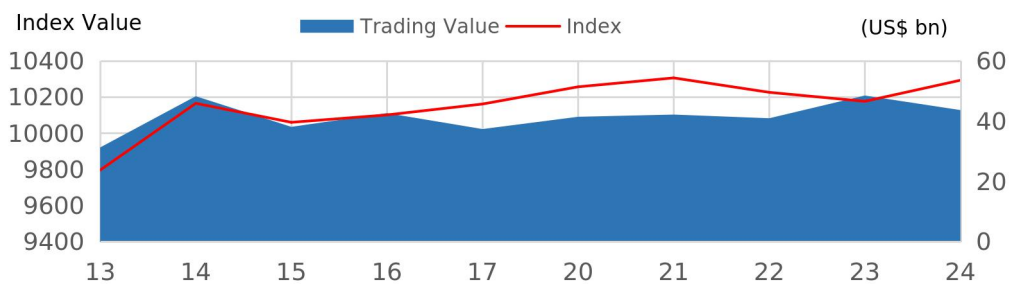
Top Decliners

1. Wisisoft Co., Ltd. (002253)
2. Qingdao Zhongzi Zhongcheng Group Co., Ltd. (300208)
3. Zhejiang Chengchang Technology Co., Ltd. (001270)

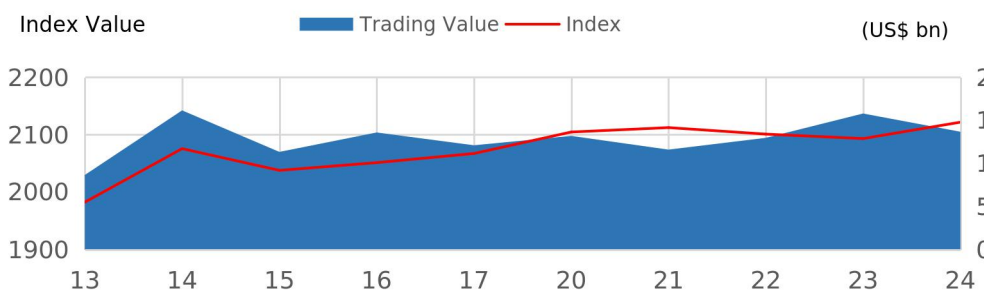
Daily Trading Value (US\$ bn) (January 13-January 24)



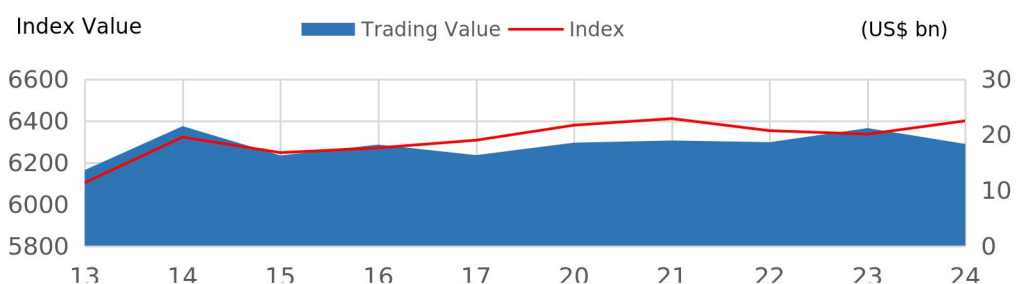
SZSE Component Index (January 13-January 24)



ChiNext Index (January 13-January 24)



SZSE 100 Index (January 13-January 24)



New Listings

Institute of Ultrasonic Instruments (301602)

Shantou Institute of Ultrasonic Instruments Co., Ltd. principally engages in the research, development, production and sale of medical imaging equipment and industrial non-destructive testing equipment.

Fuling (001356)

Fuling Technology Co., Ltd. principally engages in the research, development, production and sale of plastic tableware and biodegradable material tableware.