

Market Summary

Listed Companies (No.)	2,846
- Main Board	1,486
- ChiNext Market	1,360
Funds (No.)	723
Bonds (No.)	15,306
Market Cap. (US\$ bn)	4,941.1
- Main Board	3,051.91
- ChiNext Market	1,889.19
Average Turnover Ratio	2.18
Average P/E Ratio	25.39
No. of IPO (YTD)	39

Most Active Stocks

1. East Money Information Co., Ltd.(300059)
2. Shijiazhuang Changshan Beiming Technology Co.,Ltd.(000158)
3. Ofilm Group Co., Ltd.(002456)

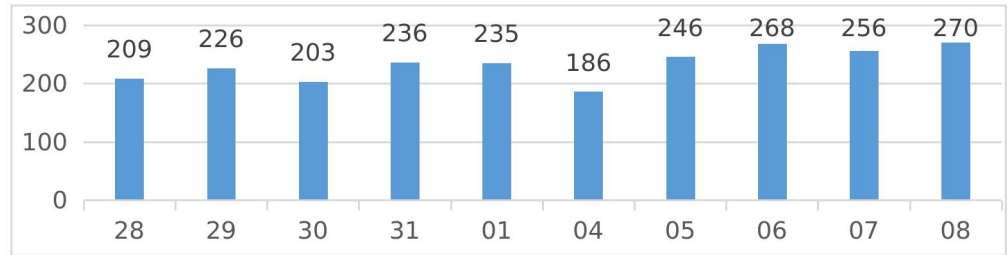
Top Gainers

1. Wuhan Guide Technology Co., Ltd.(301633)
2. Shenzhen Ysstech Info-Tech Co.,Ltd.(300377)
3. Shenzhen Sunwin Intelligent Co.,Ltd.(300044)

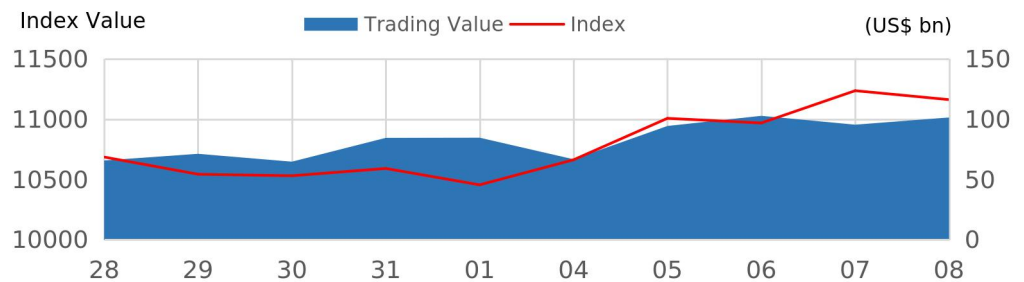
Top Decliners

1. Hunan Tv&Broadcast Intermediary Co., Ltd.(000917)
2. Doushen(Beijing) Education &Technology Inc.(300010)
3. Shenzhen Q&D Circuits Co., Ltd.(301628)

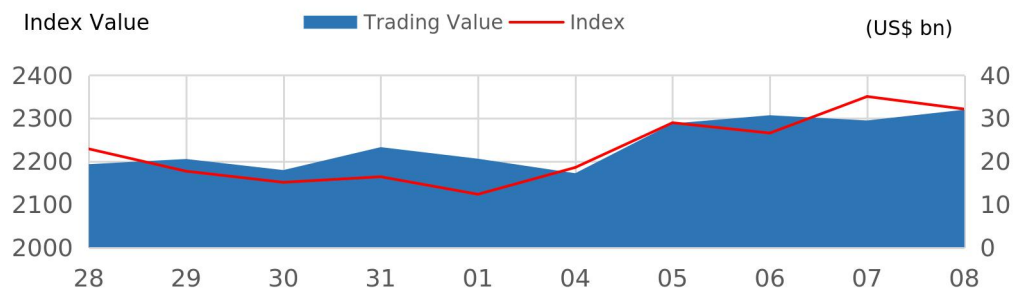
Daily Trading Value (US\$ bn) (October 28-November 08)



SZSE Component Index (October 28-November 08)



ChiNext Index (October 28-November 08)



SZSE 100 Index (October 28-November 08)



New Listings

Guide Technology (301633)

Wuhan Guide Technology Co., Ltd. principally engages in the research, development, production and sale of products in the field of industrial automation.