

## Market Summary

Listed Companies (No.)	2,839
- Main Board	1,488
- ChiNext Market	1,351
Funds (No.)	709
Bonds (No.)	14,870
Market Cap. (US\$ bn)	3,541.4
- Main Board	2,307.01
- ChiNext Market	1,234.4
Average Turnover Ratio	1.86
Average P/E Ratio	18.48
No. of IPO (YTD)	28

## Most Active Stocks

1. Shenzhen Huaqiang Industry Co., Ltd. (000062)
2. Zhejiang Narada Power Source Co., Ltd. (300068)
3. Lingyi Itech (Guangdong) Company (002600)

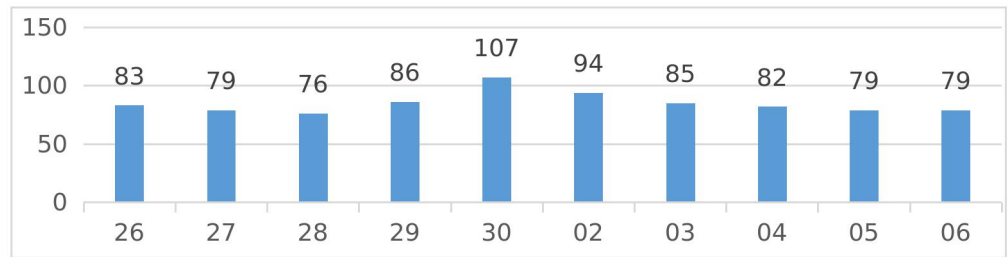
## Top Gainers

1. Zhejiang Ev-Tech Co., Ltd. (301607)
2. Zhejiang Narada Power Source Co., Ltd. (300068)
3. Shenzhen Huaqiang Industry Co., Ltd. (000062)

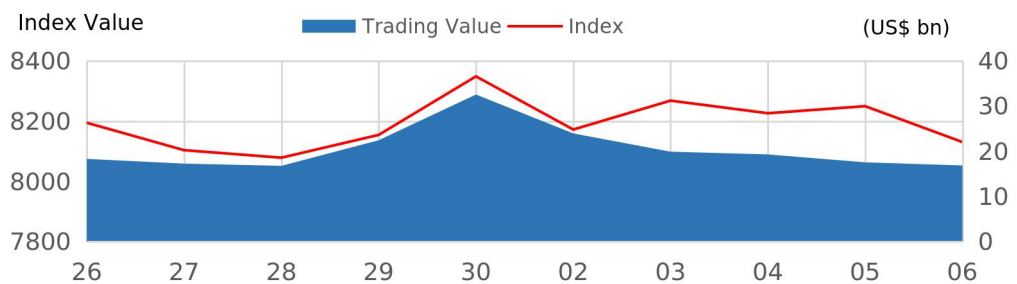
## Top Decliners

1. Shenyu Communication Technology Inc.(300563)
2. Guangdong Transtek Medical Electronics Co., Ltd. (300562)
3. Shenzhen CDL Precision Technology Co., Ltd. (300686)

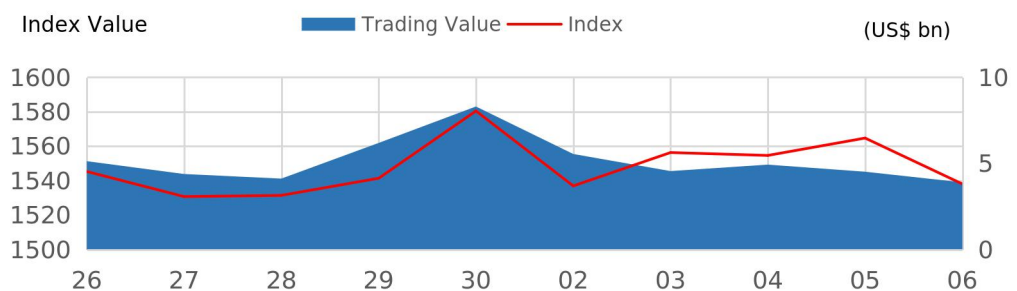
## Daily Trading Value (US\$ bn) (August 26-September 6)



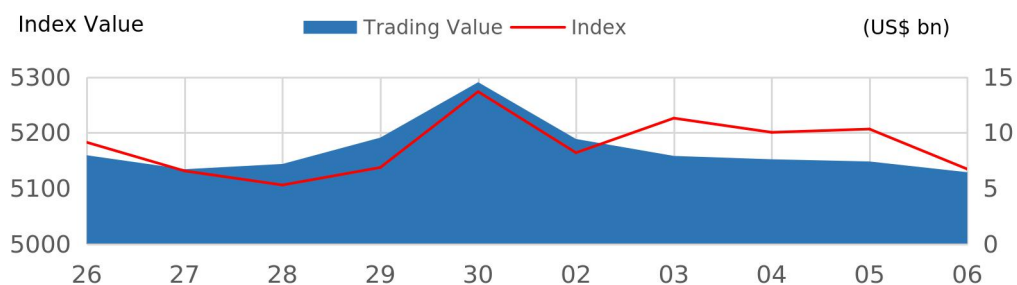
## SZSE Component Index (August 26-September 6)



## ChiNext Index (August 26-September 6)



## SZSE 100 Index (August 26-September 6)



## New Listings

### Suda (001277)

Zhengzhou Suda Industry Machinery Service Co., Ltd. principally engages in the full lifecycle management of mechanical equipment and provision of high-quality comprehensive aftermarket services for industrial customers.

### EV-Tech (301607)

Zhejiang EV-Tech Co., Ltd. principally engages in the research, development, production, and sale of high-voltage power supply systems for new energy vehicles.